

# H700A/H700SA



## 28" Automatic & Semi-Automatic Double Column Bandsaws


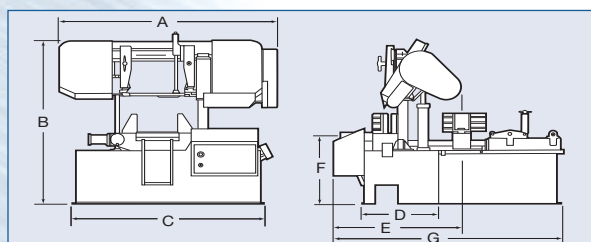
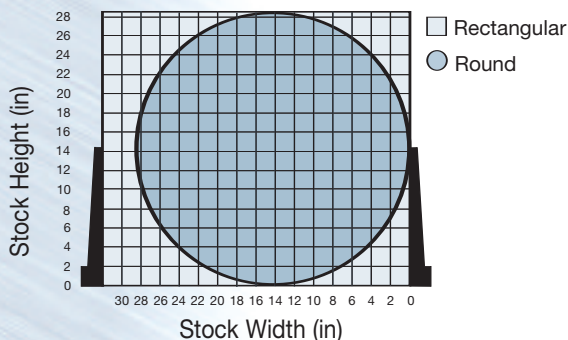
### H700A Features:

- ✔ Automatic cutting cycle synchronized with an automatic barfeed mechanism and stock clamping action
- ✔ Precise cut off length setting, with digital readout, is calibrated in .01" increments
- ✔ Cutting Piece Counter, is used to preset the number of the pieces cut
- ✔ Multiple stroke preset counter for cutting lengths longer than 19.7", max 9 strokes

### H700SA & H700A Features:

- ✔ Infinitely variable blade speed
- ✔ Low voltage controls
- ✔ Hydraulically controlled cutting feed maintains a constant cutting rate
- ✔ Power-driven brush continually flushed by cutting fluid
- ✔ Automatic blade shut-off at end of cut
- ✔ Auto head quick approach and elevation control
- ✔ 2.1" wide blade
- ✔ Solid carbide blade guides with rollers
- ✔ Coolant application through both guides
- ✔ Hydraulic band tension control
- ✔ Quick-Action hydraulic twin-vice, split vice allows cuts to within 2" of bar end
- ✔ Two (2) Year Limited Warranty

### Cutting Capacities:



Shown with optional Roller Table

Model	H700A	H700SA
Drive Motor*	10 hp, 230/460v 3 ph	10 hp, 230/460v 3 ph
Hydraulic Motor	3 hp	3 hp
Coolant Motor	1/8 hp	1/8 hp
Hydraulic oil capacity	25 gal.	25 gal.
Bandwheel Dia.	28.3"	28.3"
Blade Speeds	65-260 fpm	65-260 fpm
Blade Size	2.1" x .063" x 26-8"	2.1" x .063" x 26-8"
Coolant	Recirculating	Recirculating
Coolant Capacity	25 gal.	25 gal.
Cutting Capacity		
Round	28.35"	28.35"
Rectangular	31.5"W x 28.35"H	31.5"W x 28.35"H
Feed Length/Index	19.7"	-
Max. Feed (9 times)	177.3"	-
Width (A)	152"	152"
Height (B)	93.3"	93.3"
Base Width (C)	114.2"	114.2"
Base Depth (D)	42.1"	42.1"
Depth (E)	52.36"	52.36"
Bed Height (F)	23.9"	23.9"
Depth SA/A (G)***	94.5"	-
Net Weight***	10,525 lbs.	7,700 lbs.
Shipping Weight***	12,065 lbs.	8,800 lbs.

\*Other voltages optional \*\* Depth with optional infeed roller table  
Specifications are subject to change without notice